

CHA BUNDANG MEDICAL CENTER LIBRARY

# 분당차병원 도서관 EndNote 21 활용

CHA BUNDANG MEDICAL CENTER LIBRARY

# CONTENTS

- 01 Affiliation
- 02 EndNote 21 – 자료 수집
- 03 EndNote 21 – 자료 관리
- 04 Word – 인용하기

# 01 Research Affiliation

- ① 소속기관 (Affiliation) : 논문 작성 당시 저자가 속한 '기관명'을 의미  
개인의 연구 업적, 해당 기관 또는 과의 평가 자료로 활용되므로 정확한 기재 필요  
→ 주소 표기가 잘못 될 경우 PubMed 등 각종 DB에서 '기관명' 검색 결과가 누락됨
- ② 분당차병원  
: Department of 교실명, CHA Bundang Medical Center,  
CHA University School of Medicine, Seongnam 13496, Korea
- ③ 강남차병원  
: Department of 교실명, CHA Gangnam Medical Center,  
CHA University School of Medicine, Seoul, 06135, Korea
- ④ 구미차병원  
: Department of 교실명, CHA Gumi Medical Center,  
CHA University School of Medicine, Gumi, 39295, Korea
- ⑤ 일산차병원  
: Department of 교실명, CHA Ilsan Medical Center,  
CHA University School of Medicine, Goyang, 10414, Korea

# 02 Research

## EndNote 21

- 학술자료의 효율적 관리를 위한 서지관리 프로그램
- Reference 수집 / 관리 / 논문 작성 / 투고 학술지 양식으로 출력

순서 사용 SW	Library 만들기	자료 수집	자료 반입	Word 인용	저장
EndNote	Library *.enl	PubMed	직접입력 File Import PDF Import	Library <b>항상 먼저 실행</b>	
Web		PubMed Google scholar Journal site			
MS Word				Reference 인용 Reference 편집 투고 규정 적용 투고 형식 변경	File 저장 (Back-up) Prog. 연결 해제 <b>(ctrl+A→ctrl+6)</b>

# 02 Research

## EndNote 21 - Download

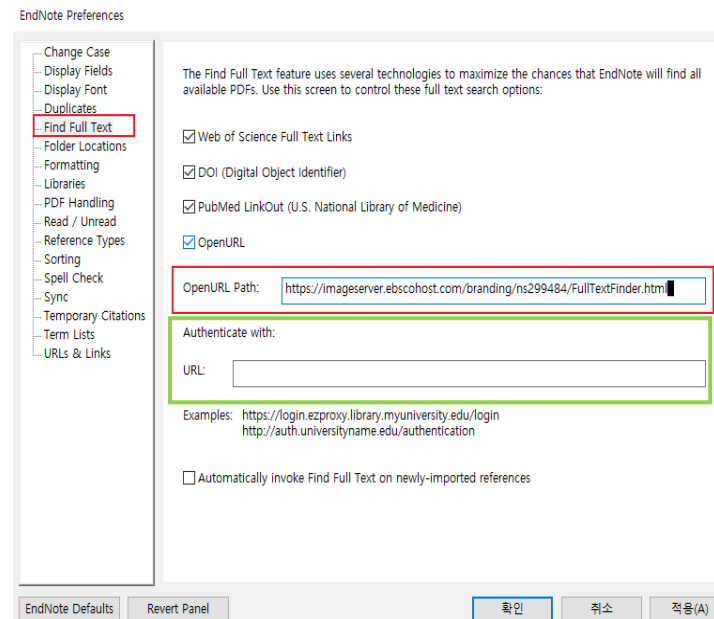
- ① 프로그램 다운로드 : <https://url.kr/jzwhca>
- ② Output style 다운로드 : <https://cha.futurenuri.co.kr/bbs/list/4>
- ③ 소장자료 연동(Open URL) 설정 방법 : 다음 URL 링크 입력

**Edit > Preference > Find Full Text > OpenURL Path :**

<https://imageserver.ebscohost.com/branding/ns148467/FullTextFinder.html>

**Authenticate with URL :**

<https://cha.futurenuri.co.kr/login>



## 02 Research EndNote 21 - Version

### \* EndNote Library 호환 가능 여부

- 19.2 이하 Version : 19.3 이상 버전의 Library를 열 수 없음.
- 19.3 이상 Version : 19.2 이하 버전을 열 때, 상위 버전으로 변환되어 새로운 library가 생성되며, 이 파일은 19.2 이하 버전 프로그램에서 다시 열리지 않음.

### \* 주의사항 :

- 제어판에서 기존 EndNote 삭제 후, 새 버전 설치
- Microsoft Office(Word, Excel 등) 종료 후 설치
- Windows 용 파일은 저장 후 반드시 압축 해제하여 설치
- 클라우드(Google, OneDrive) 저장소에 저장하지 않기(오류 발생 가능성 多)
- Sync : EndNote 1개의 계정당 1개의 Library만 1:1 연동 가능

# 02 Research

## EndNote 21 - Library

EndNote 21 - References

File Edit References Groups Tags Library Tools Window Help **Menu**

Sync Configuration

All References 60

Recently Added

Unfiled 60

Trash 2

**MY GROUPS**

My Groups

**MY TAGS** +

FIND FULL TEXT

GROUPS SHARED BY O...

ONLINE SEARCH +

Search for group

**Group Panel**

All References +

Author Contains + X

And Year Contains + X

And Title Contains + X

Simple search Search options Search

**Search Panel**

All References

60 References

Rec...	Lab...	Author	Year	Pages	Jou...	T
1	1	DeLong, E. R.; DeL...	1988	837-45	Bio...	C
2	2	Blockeel, Hendrik; ...	2013		Lec...	M
3	3	Davis, Jesse; Goad...	2006	233-240	Pro...	T
4	4	Youden, W. J.	1950	32-5	Can...	I.
5	5	Hogan, D. B.; Jetté,...	2016	S96-s109	Can...	T
6	6	Gorno-Tempini, M....	2011	1006-14	Ne...	C
7	7	Woolley, J. D.; Kha...	2011	126-33	J Cl...	T
8	8	Nardone, R.; Sebas...	2018	6581490	Dis ...	U
9	9	Lindau, M.; Jelic, V....	2003	106-14	De...	C
10	10	Yener, G. G.; Leucht...	1996	61-8	Clin...	C
11	11	Nishida, K.; Yoshim...	2011	1718-25	Clin...	C

**Reference List**

DeLong, 1988 #1 Summary Edit PDF X

B / U X' X: Q Save

Tags Manage tags

Reference Type Journal Article

Author DeLong, E. R.  
DeLong, D. M.  
Clarke-Pearson, D. L.

Year 1988

Title Comparing the areas under two or more correlated receiver operating characteristic curves: a nonparametric approach

Journal Biometrics

Volume 44

Part/Supplement

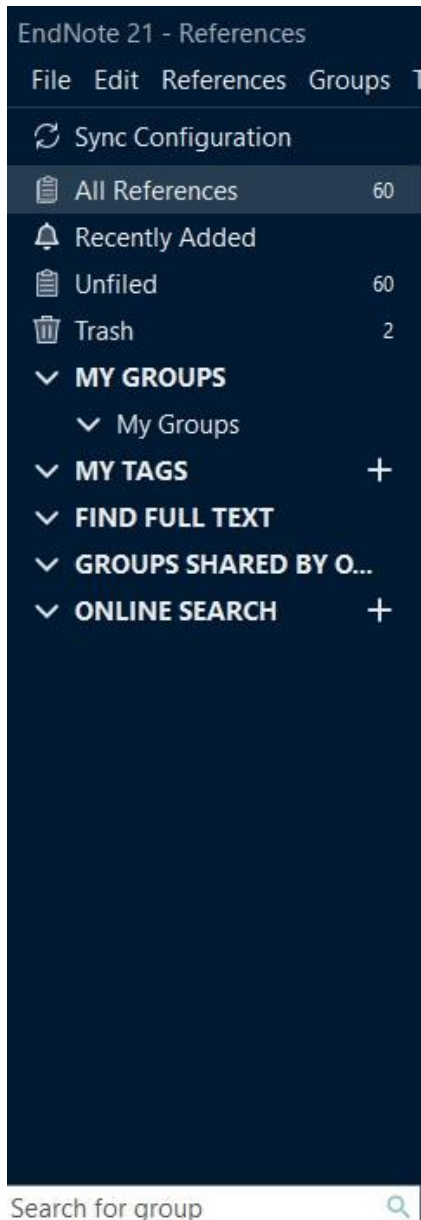
Issue 3

Pages 837-45

**Reference Panel**

# 02 Research

## EndNote 21 – Group Panel



All References : 모든 레퍼런스

Recently Added : 최근 추가된 레퍼런스

Unfiled : 그룹에 지정이 되지 않은 레퍼런스

Trash : 삭제한 레퍼런스

MY GROUPS : 개인 그룹

MY TAGS : 개인 지정 태그

FIND FULL TEXT : PDF 자동 첨부

GROUPS SHARED BY OTHERS : 다른 사용자의 공유된 Group

ONLINE SEARCH : EndNote Search Panel을 통한 외부 DB 검색

# 02 Research

## EndNote 21 – Library Tabs

The screenshot shows the EndNote 21 interface. At the top, there is a menu bar with 'File', 'Edit', 'References', 'Groups', 'Tags', 'Library', 'Tools', 'Window', and 'Help'. Below the menu bar, there are two tabs: 'Google' and 'PubMed', with 'PubMed' highlighted by an orange box. The main area displays a search interface with dropdown menus for 'Author', 'Year', and 'Title', each followed by a 'Contains' dropdown and a text input field. A 'Library Tabs' section is visible, showing a list of groups: 'All References' (60), 'Recently Added', 'Unfiled', 'Trash' (2), 'MY GROUPS' (expanded), 'Google' (50), and 'PubMed' (10). A context menu is open over the 'PubMed' group, listing various actions such as 'Create Group', 'Rename Group', and 'Open in New Tab', with 'Open in New Tab' highlighted by an orange box. Below the context menu, a table of references is visible, with columns for 'Year', 'Pages', and 'Jou...'. The table contains several rows of reference data.

	Year	Pages	Jou...		
g, E. R.; DeL...	1988	837-45	Bio...		
el, Hendrik; ...	2013		Lec...		
Jesse; Goad...	2006	233-240	Pro...		
n, W. J.	1950	32-5	Can...		
n, D. B.; Jetté,...	2016	S96-s109	Can...		
-Tempini, M....	2011	1006-14	Ne...		
ey, J. D.; Kha...	2011	126-33	J Cl...		
ne, R.; Sebas...	2018	6581490	Dis ...		
, M.; Jelic, V....	2003	106-14	De...		
10	10	Yener, G. G.; Leucht...	1996	61-8	Clin...

### Library Tabs

- Group을 별도의 Tab으로 열고 닫을 수 있음

- My Groups, My Tags, Online Search를 Tab으로 실행

# 02 Research

## EndNote 21 – Reference Panel

Vink, 2020 #16 **Summary** Edit PDF

Vink-2020-EEG Functional Connectivity is a ...

+ Attach file

**EEG Functional Connectivity is a Weak Predictor of Causal Brain Interactions**

J. J. T. Vink, D. C. W. Klooster, R. A. Ozdemir, M. B. Westover, A. Pascual-Leone and M. M. Shafi

Cell Insert Copy

Vink, 2020 #16 Summary **Edit** PDF

B I U X<sup>1</sup> X<sub>1</sub> Q Save

Tags Manage tags

Reference Type Journal Article

Author Vink, J. J. T.  
Klooster, D. C. W.  
Ozdemir, R. A.  
Westover, M. B.  
Pascual-Leone, A.  
Shafi, M. M.

Year 2020

Title EEG Functional Connectivity is a Weak Predictor of Causal Brain Interactions

Journal Brain Topogr

Volume 33


**Summary : Output Style 지정 가능**

**Edit : Reference 수정 가능**


**PDF : 원문 미리보기**

# 02 Research

## EndNote 21 – Search PubMed



Create a file for external citation management software



- 1) EndNote Library 실행
- 2) PubMed 검색 후 References 체크 선택
- 3) Send to 클릭
- 4) Citation manager 클릭
- 5) Create File 클릭 > Library로 반입됨

245,130 results 1 item selected × Clear selection << < Page 1 of 24,513 > >>



# 02 Research

## EndNote 21 – Google Scholar

Google 학술검색

- 내 프로필
- 내 서재
- 알리미
- 통계
- 고급 검색
- 설정**

검색결과 언어 라이브러리 링크 계정 버튼

페이지당 검색결과 개수  
10 Google의 기본설정(페이지당 10개 결과)이 검색결과를 가장 신속하게 제공합니다.

검색결과 여는 창  
 선택한 검색결과를 새 브라우저 창에서 열기

서지관리 프로그램  
 인용정보 가져오기 링크를 표시하지 않습니다.  
 **EndNote** 에 인용정보 가져오기 링크를 표시합니다.

**저장** 취소

What the **cell** "sees" in bionanoscience  
D Walczyk, FB Bombelli, MP Monopoli... - Journal of the ..., 2010 - ACS Publications  
... the plasma, the NP surface and the **cell** surface (including any specific receptors of interest),  
... for the **cell** surface, as shown schematically in Figure 1a. We hypothesize that the **cell** "sees"  
☆ 저장 99 인용 1279회 인용 관련 학술자료 전체 11개의 버전 **EndNote로 가져오기** >>

- 1) <http://scholar.google.com/> 접속
- 2) 설정
- 3) 서지관리 프로그램 : Endnote 클릭
- 4) EndNote로 가져오기 클릭 > 반입
- 5) 내서재 > 모두 내보내기 > 반입

# 02 Research

## EndNote 21 – WorldCat

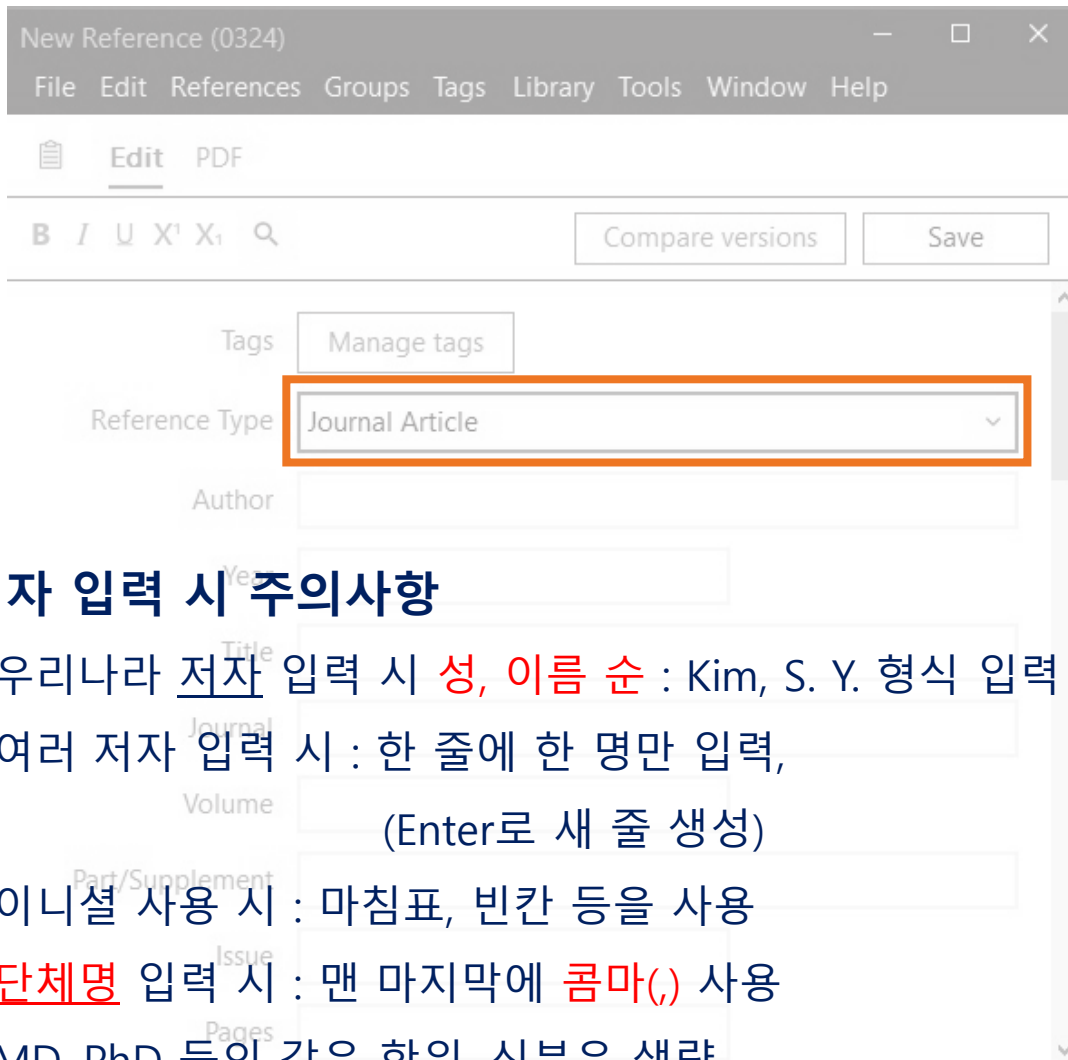
The screenshot shows the WorldCat website interface. At the top, there is a search bar with the text '항목 책, 기사 등 검색' and a search icon. Below the search bar, there are navigation links: '홈', '도서관', '주제', '항목', '소개', and '사서를 위한 것입니다'. The location 'Seongnam-si' is also visible. On the left side, there is a book cover for 'INSTRUCTIONAL COURSE LECTURES 72'. Below the book cover, there is a 'Google Preview' button and a set of navigation buttons, with the quote button highlighted by an orange box. The main content area displays the citation record for 'Instructional course lectures. Volume 72' by Brian J. Galinat (editor), published by Lippincott Williams & Wilkins. Below the citation, there is a dropdown menu for '인용문 스타일을 선택하십시오.' with '선택' selected. At the bottom of the record, there is a 'RIS 다운로드' button highlighted with an orange box, and an '인용문 복사' button. The footer of the record mentions 'Powered by EasyBib a Chegg service' and a '닫기' button.

### 단행본 반입

- 1) EndNote library 실행
- 2) <https://www.worldcat.org/> 접속
- 3) 도서 검색 후 " 버튼 클릭
- 4) RIS 다운로드 클릭
- 5) RIS 파일을 열어서 반입

# 02 Research

## EndNote 21 – 직접 입력



### 저자 입력 시 주의사항

우리나라 저자 입력 시 **성, 이름 순** : Kim, S. Y. 형식 입력

여러 저자 입력 시 : 한 줄에 한 명만 입력,  
(Enter로 새 줄 생성)

이니셜 사용 시 : 마침표, 빈칸 등을 사용

**단체명** 입력 시 : 맨 마지막에 **кома(,)** 사용

MD, PhD 등의 같은 학위, 신분은 생략

### 직접 입력

: New Reference 아이콘 클릭,  
각 필드 입력 후, 닫기 클릭  
File → Save 메뉴로 저장

### Reference Type별 필수 필드

#### Journal Article

: Author, Year, Title, Journal, Volume, Pages

#### Book

: Author, Year, Title, Place Published, Publisher

#### Book Section

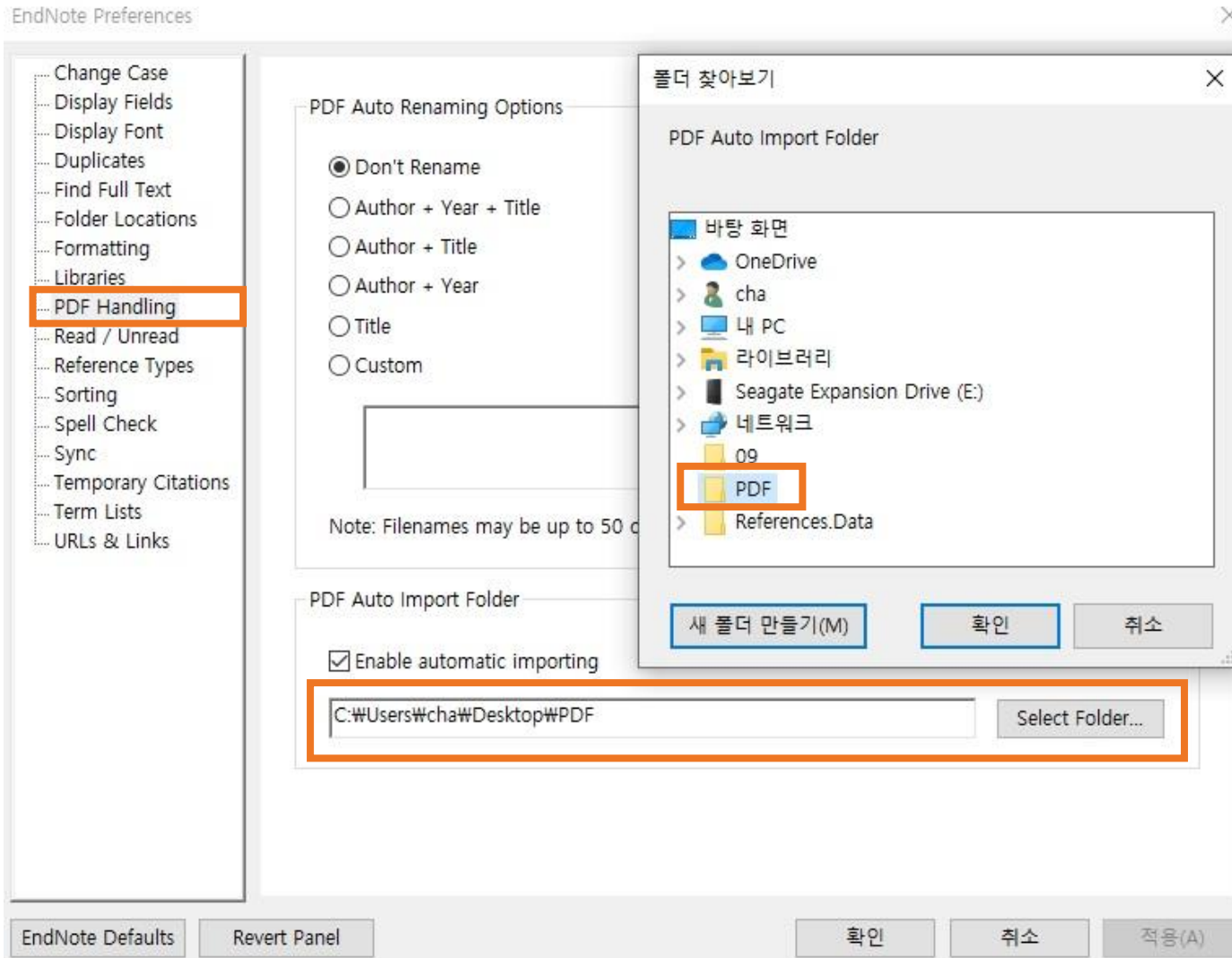
: Author, Year, Title, Editor, Book Title, Place  
Published, Publisher

#### Web page

: Author, Title, Access Year, Access Date, URL

# 02 Research

## EndNote 21 – PDF

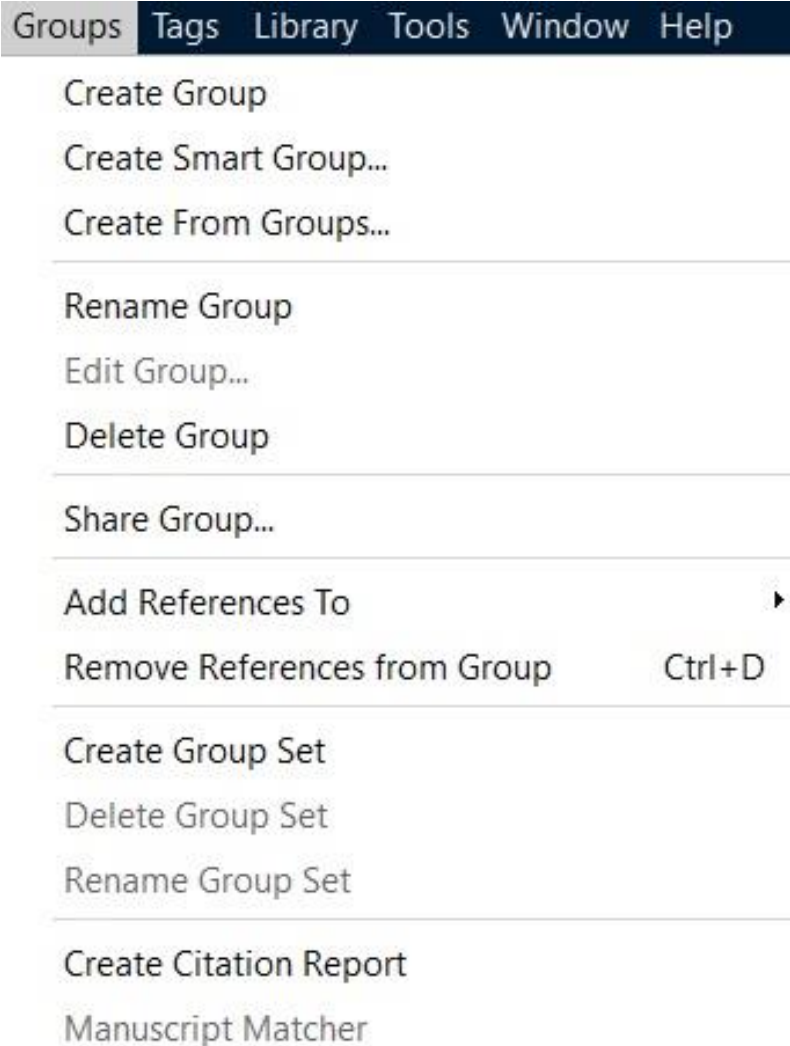


## PDF 반입

- Menu > Edit > Preferences
- > PDF Handling
- > PDF Auto import Folder
- > 체크박스 클릭
- > PDF 파일 폴더 지정 후 PDF 저장
- > EndNote 실행 시 자동으로 library에 반입됨

# 03 Research

## EndNote 21 – Groups



### Group

References 관리

하나의 Ref.는 여러 Group에 중복 저장 가능

### Group Set

Custom Group

: 직접 추가 가능, 임의 지정 그룹

Smart Group

: 조건식을 통한 자동 지정 그룹(AND, OR NOT)

Combined Group

: 그룹 결합(AND, OR NOT)

삭제

: Ctrl + D

# 03 Research

## EndNote 21 – 중복 문헌 제거

The screenshot shows the EndNote 21 interface. The 'Library' menu is open, and 'Find Duplicates' is highlighted. Below, the 'Find Duplicates' dialog box is shown, comparing two records. The 'Keep This Record' button for the second record is highlighted.

File Edit References Groups Tags Library Tools Window Help

librarian1@chamc.co.kr

Sync Status

All References 61

Recently Added

Sync

Simple Search Ctrl+Alt+F

Sort Library...

Find Duplicates

EN Find Duplicates

Comparing 1 and 2 of 2

Select the record to keep. The record not selected will be moved to the Trash. Select Skip to go to the next set of duplicates.

Skip Cancel

Keep This Record

Keep This Record

Trevethan, 2017 #37

Trevethan, 2017 #64

Tags Manage tags

Reference Type Journal Article

Author Trevethan, R.

Year 2017

Title Sensitivity, Specificity, and Predictive Values: Foundations, Pliabilities, and Pitfalls in Research and Practice

Secondary Author

Journal Front. public health

Place Published

Publisher

Volume 5

Part/Supplement

Issue

Page 207

Added to Library: 2023-03-24 Last Updated: 2023-04-07

Tags Manage tags

Reference Type Journal Article

Author Trevethan, R.

Year 2017

Title Sensitivity, Specificity, and Predictive Values: Foundations, Pliabilities, and Pitfalls in Research and Practice

Secondary Author

Journal Front. public health

Place Published

Publisher

Volume 5-1

Part/Supplement

Issue

Page 207

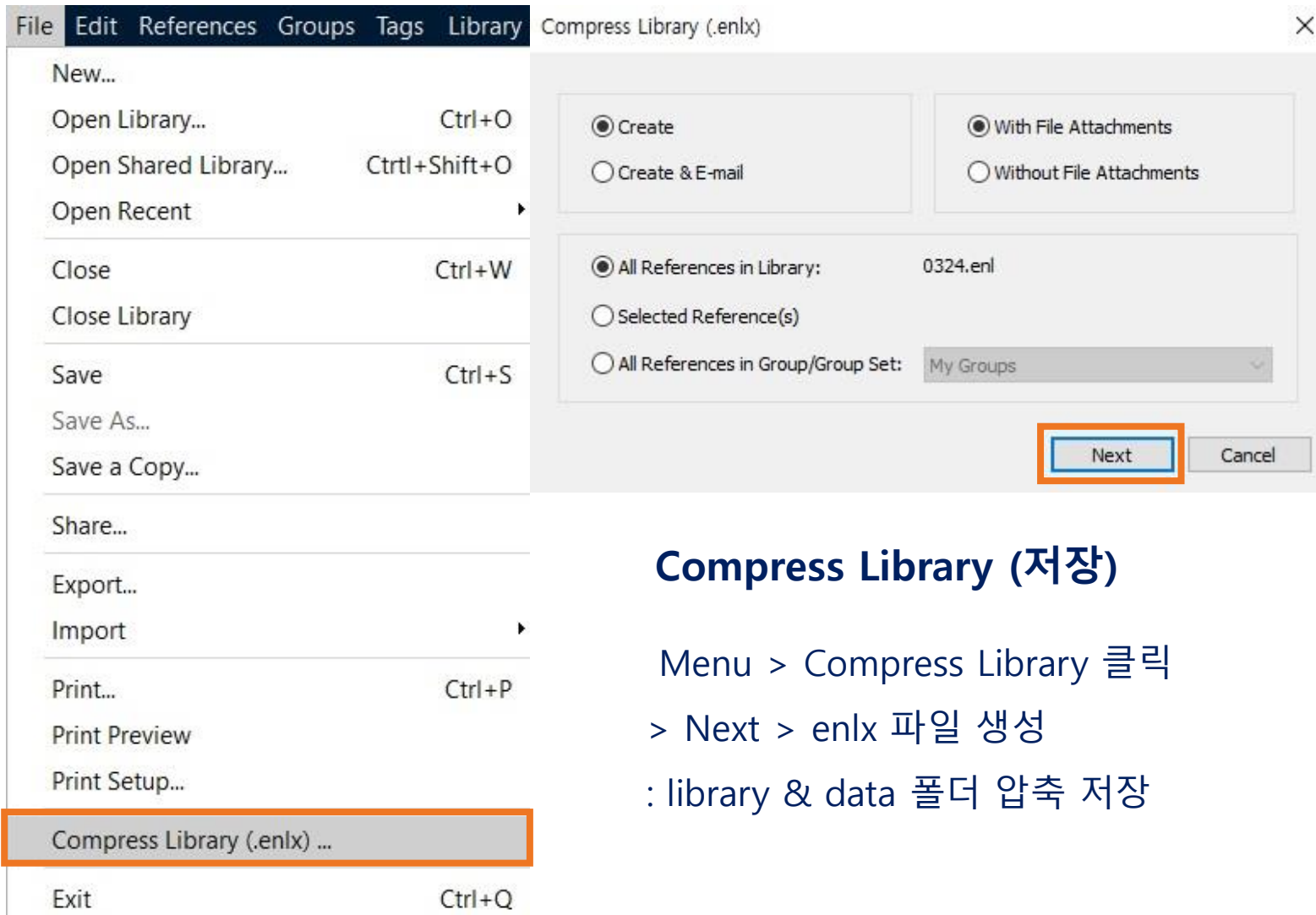
Added to Library: 2023-09-11 Last Updated: 2023-09-11

## Find Duplicates

- Group Panel > All References 클릭
- > Library menu > Find Duplicates
- > Duplicates 창에서
- > 저장할 레퍼런스 선택 (Keep This Record 클릭)

# 03 Research

## EndNote 21 – library 저장



### Compress Library (저장)

Menu > Compress Library 클릭  
> Next > enlx 파일 생성  
: library & data 폴더 압축 저장

# 03 Research

## EndNote 21 – Sync

Help

- EndNote 21 Help F1
- Get Technical Support
- EndNote Output Styles
- Check for Updates...
- EndNote Community
- Search Knowledge Base
- EndNote Training Portal
- EndNote online**
- Download EndNote Plug-ins
- Activate EndNote
- About EndNote 21

EndNote Preferences

- Change Case
- Display Fields
- Display Font
- Duplicates
- Find Full Text
- Folder Locations
- Formatting
- Libraries
- PDF Handling
- Read / Unread
- Reference Types
- Sorting
- Spell Check
- Sync**
- Temporary Citations
- Term Lists
- URLs & Links

Synchronize your data with your EndNote account. [Learn more](#)

Upgrade or create your three-year EndNote account to get the latest features and enable Sync.

Enable Sync

EndNote Account Credentials

E-mail Address: librarian1@chamc.co.kr

Password: \*\*\*\*\*

Sync this EndNote Library

E:뷰의도행정

Sync Automatically

확인 취소 적용(A)

### Sync (동기화)

- Help > EndNote online > 회원가입(무료)
- Edit > Preferences > Sync > 계정 입력 : 하나의 library만 공유 가능
- 여러 PC에서 동일 library의 콘텐츠에 액세스 가능

# 03 Research

## EndNote 21 – EndNote Web

EndNote Preferences

Change Case  
Display Fields  
Display Font  
Duplicates  
Find Full Text  
Folder Locations  
Formatting  
Libraries  
PDF Handling

Synchronize your data with your EndNote account. [Learn more](#)

Upgrade or create your account

**Enable Sync**

- Edit > Preferences > Sync > Enable Sync 클릭
- <http://web.endnote.com> 접속

Clarivate

EndNote Search Tasks librarian1@...

MY LIBRARY 1.CINAHL

All references 7470  
Trash 1067  
Unfiled 125  
MY GROUPS +  
My Groups 7345  
리더십 40  
1.CINAHL 269  
10.참고용 34  
11★.참고용 (읽... 35  
12.CWHM 8  
13-1.second victi... 4

1.CINAHL

Hung, 2010

Summary Edit File Attachments

Authors

Hung, M. C.; Yan, Y. H.; Fan, P. S.; Lin, M. S.; Chen, C. R.; Kuo, L. C.; Yu, C. J.; Yao, G.; Hsieh, C. L.; Wang, J. D.; Hung, Mei-Chuan; Yan, Yuan-Horng; Fan, Po-Sheng; Lin, Ming-Shian; Chen, Cheng-Ren; Kuo, Lu-Cheng; Yu, Chong-Jen; Yao, Grace; Hsieh, Ching-Lin; Wang, Jung-Der

Quality of Life Research

2010

Volume 19 Issue 5 Pages 721-727

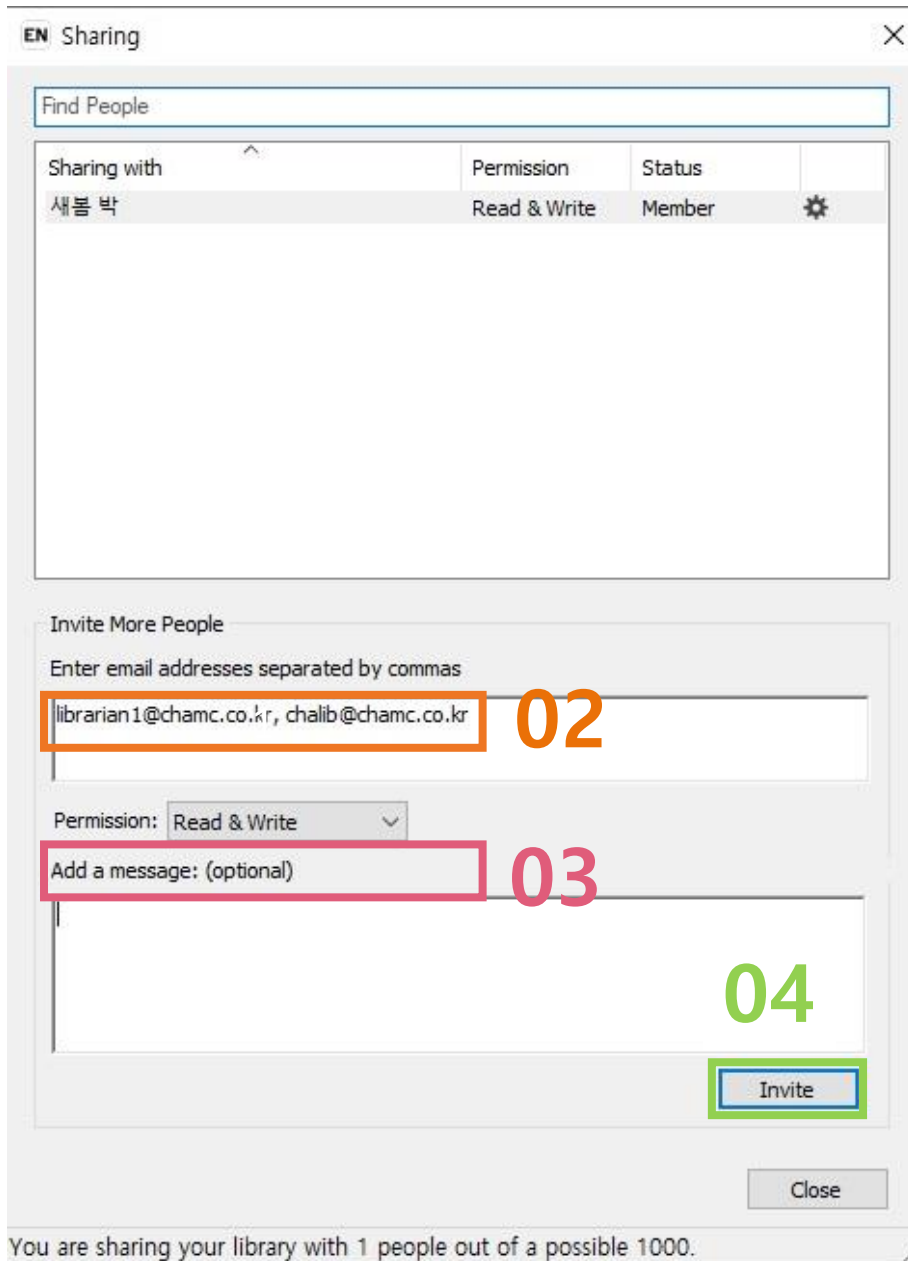
10.1007/s11136-010-9629-1

104910554. Language: English. Entry Date: 20110701. Revision Date: 20171109. Publication Type: journal article

<http://search.ebscohost.com/login.aspx?direct=true&db=rzh&AN=104...>

# 03 Research

## EndNote 21 – Library Sharing(Invite)



01. EndNote Sync를 설정한 후,  
동기화된 library를 열고,  
EndNote의 File > Share 클릭
02. EndNote Sync 라이브러리를 공유하려는  
EndNote 데스크탑 사용자의 이메일 주소를 입력
03. 개인 메시지 추가 가능
04. Invite 클릭 > 초청 메일이 전송됨
05. 상대방이 Accept하면 공유가 시작됨
06. 최대 1천명의 동료 연구자들과 library 공유 가능

# 03 Research

## EndNote 21 – Library Sharing(Accept)

Invitation to share an EndNote library 받은편지함 x



noreply@endnote.com

나에게 ▾

오후 1:

saebom park ([librarian1@chamc.co.kr](mailto:librarian1@chamc.co.kr)) would like to share an EndNote library with you

To accept this invitation and access saebom park's library, you must have EndNote X7.2 or later installed. We strongly recommend using EndNote 21 for the best experience.

Once you've accepted this invitation, you will be able to access all of the references, PDF files, and notes in this shared library from your EndNote desktop application.

### 01

Accept: <https://account.endnote.com/enwservices/invitation/#/45fc236e-0739-4a3e-a3>

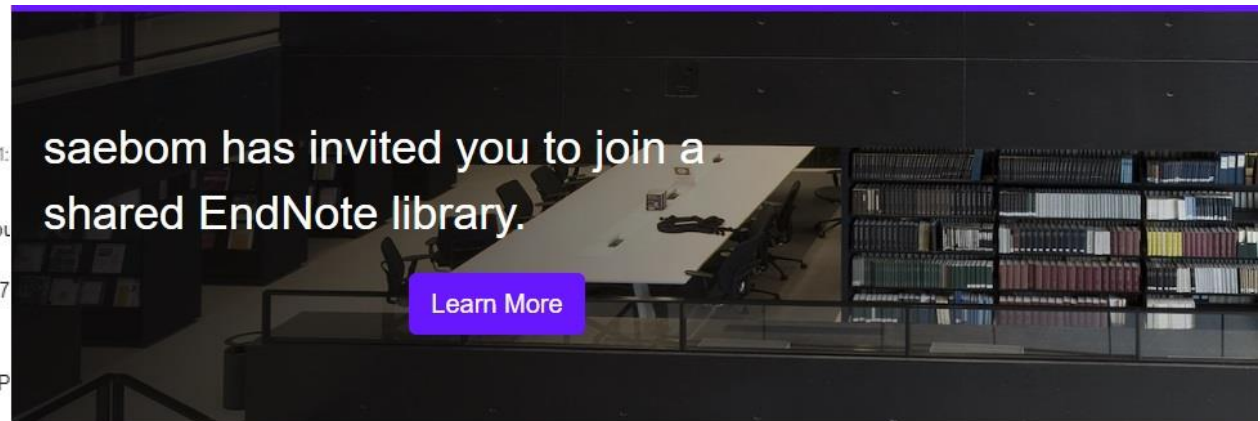
Don't have EndNote for your desktop yet? Get the latest version now to access shared libraries. [http://endnote.com/buy?utm\\_source=en-desktop&utm\\_medium=edm&utm\\_campaign=en](http://endnote.com/buy?utm_source=en-desktop&utm_medium=edm&utm_campaign=en)

Learn more about sharing your research with EndNote. [http://endnote.com/?utm\\_source=en-email-ro&utm\\_medium=edm&utm\\_campaign=ls-email-ro&utm\\_content=learn-more](http://endnote.com/?utm_source=en-email-ro&utm_medium=edm&utm_campaign=ls-email-ro&utm_content=learn-more)

If you do not wish to accept this invitation, please notify saebom park directly.

### Accept

01. 초청 메일의 Accept 클릭
02. 로그인
03. X7.2 이상의 버전을 사용하여야 함



To accept this invitation, sign in using the same credentials you use when accessing EndNote online or syncing your desktop library, or create a new account. To access this shared library you must have EndNote X7.2 or later installed.

### Sign In with your EndNote account

Email

Password

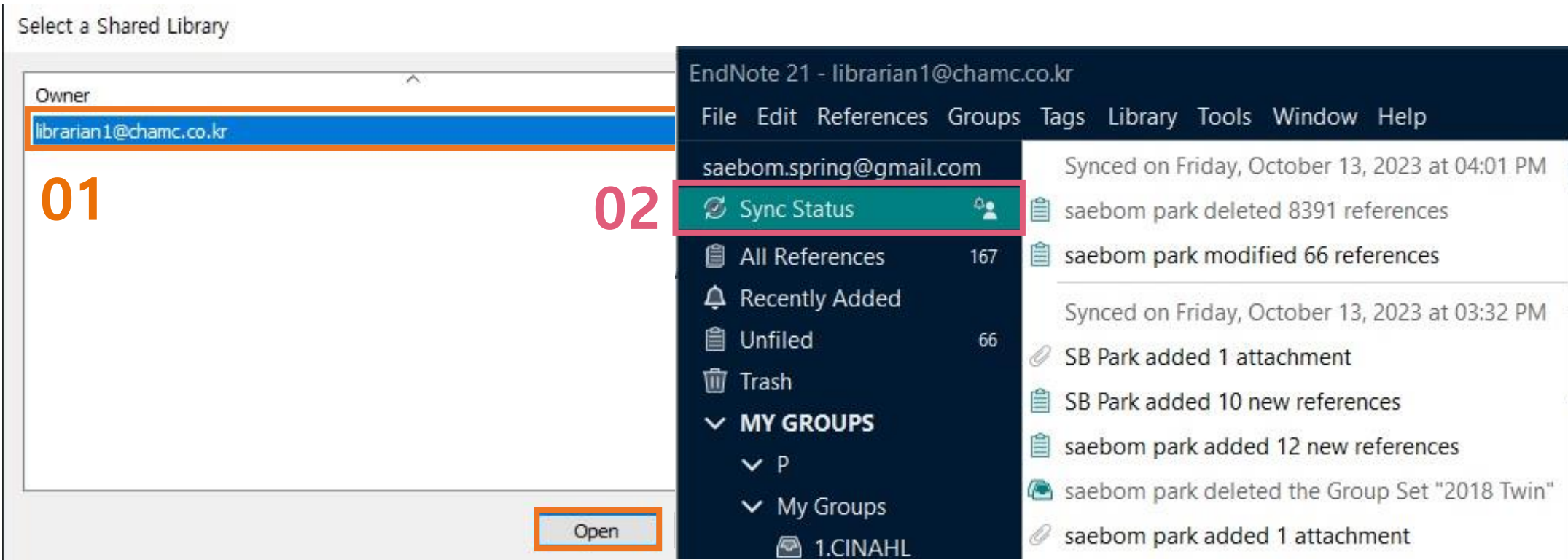
Accept

[Forgot your EndNote password?](#)

### 02

# 03 Research

## EndNote 21 – Library Sharing(Activity Feed)



### 공유 Library 열기

01. File > Open Shared Library 클릭
02. Select a Shared Library 선택 후, Open 클릭
03. X7.2 이상의 버전을 사용하여야 함

### Activity Feed

01. Sync Status 아이콘 클릭
02. 업데이트 내용 확인 가능
03. 하나의 Feed 클릭 시, 해당 내용 보여짐  
누가 무엇을 어떻게 수정하였는지 알 수 있음

# 04 Research

## EndNote 21 – 인용 순서

1. EndNote Library 먼저 실행
2. 인용할 자료 수집
3. 중복 문헌 제거
4. Term list 반입(약어명 리스트)
5. 투고저널 참고문헌 양식(style)을 지정
6. Word 실행, style 선택
7. Word에 참고문헌 인용
8. 저장 시, 클라우드 저장소 사용하지 않기(Google drive, One drive 등)
9. Word 인용 논문 삭제 시, Edit 메뉴 이용하기

# 04 Research

## EndNote 21 – Style 지정

Blockeel, 2013 #2 Summary Edit PDF

+ Attach file

Machine Learning and Knowledge Discovery in Databases : European Conference, ECML PKDD 2013, Prague, Czech Republic, September 23-27, 2013, Proceedings, Part I

Cell [v] Insert Copy

Select Another Style...

- ACNM
- Annotated
- ✓ APA 6th
- Author-Date
- Cancer Cell

Zelezny, F. Machine Learning and Knowledge Discovery in Databases : European Conference, ECML PKDD 2013, Prague, Czech Republic, September 23-27, 2013, Proceedings, Part I

Choose A Style

Name	Category
Ann Rev Cell Dev Biology	Biology
BMC Cell Biology	Biology
Cancer Cell	Biology
Cancer Cell International	Oncology
<b>Cell</b>	<b>Biology</b>
Cell Metabolism	Biology
J Cell Biology	Cell Biology
J Cellular Biochem	Biochemistry
J Molecular Cellular Card	Cardiology
Journal of Cellular Biochemistry	Medicine
Journal of Cellular Biochemistry 2023	Medicine
Microbial Cell Factories	Microbiology
Molecular Cell	Biology

cell [v] Find by ▶

▲ Less Info: Style Info/Preview Cancel **Choose**

File Name: Cell.ens  
Created: 2023년 8월 23일, 19:23  
Modified: 2022년 10월 12일, 19:17

Reference Panel 오른쪽 하단 Style 박스 클릭

> Select Another Style 클릭

> Choose A Style 창 중간 Quick Search 박스에 학술지명 입력 > Enter

> 해당 학술지 선택 > Choose > 변경 확인

# 04 Research

## EndNote 21 – 인용

The screenshot shows the EndNote 21 interface on top and the Microsoft Word interface on the bottom. In EndNote, the 'All References' list is visible, with the first entry selected. In Word, the 'Insert' menu is open, and 'Insert Selected Citation(s)' is highlighted. A red box highlights the 'Style: Cell' dropdown in the Word ribbon. A purple box highlights the '인용할 위치' (Citation location) in the Word ribbon. A list of five steps is provided on the right side of the image.

01. Library에서 Style 지정
02. Word에서 Style 지정
03. Word의 인용할 위치에 마우스 커서를 놓고
04. Library에서 해당 Reference 선택
05. Word menu의 Insert Selected Citation(s) 클릭

# 04 Research

## EndNote 21 – 인용 Reference 삭제

01 인용할 위치

02 Edit & Manage Citation(s)

03 Edit Reference |

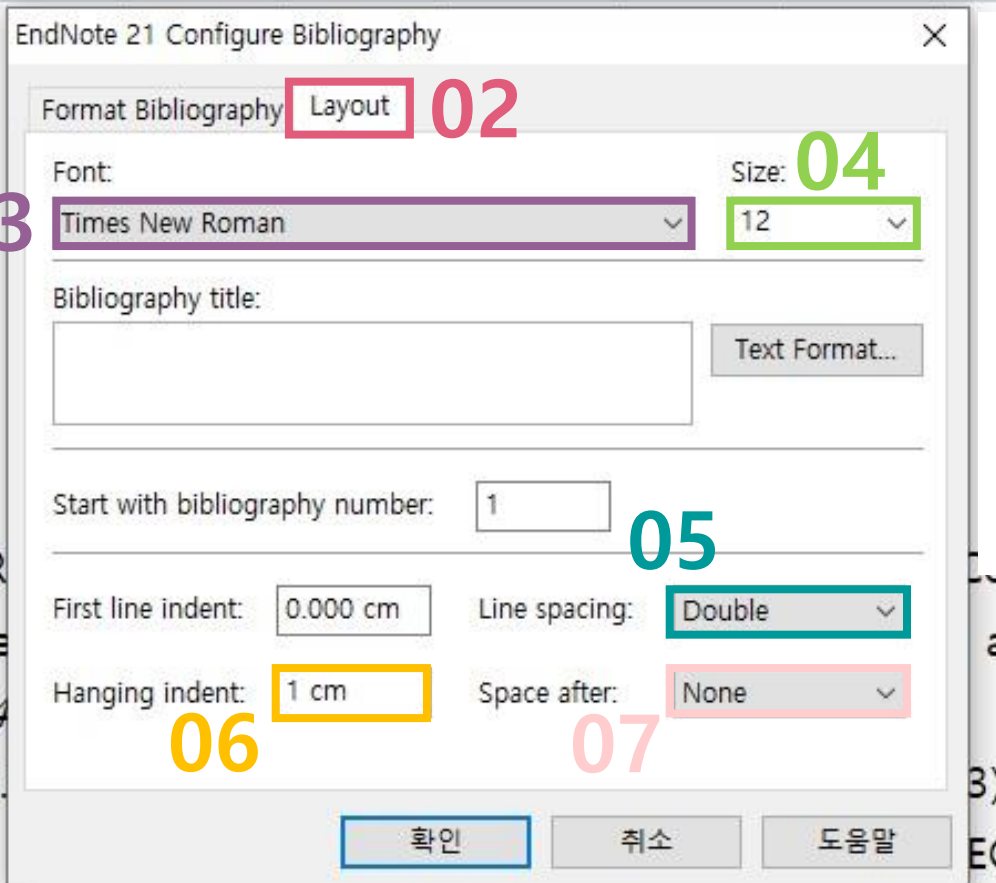
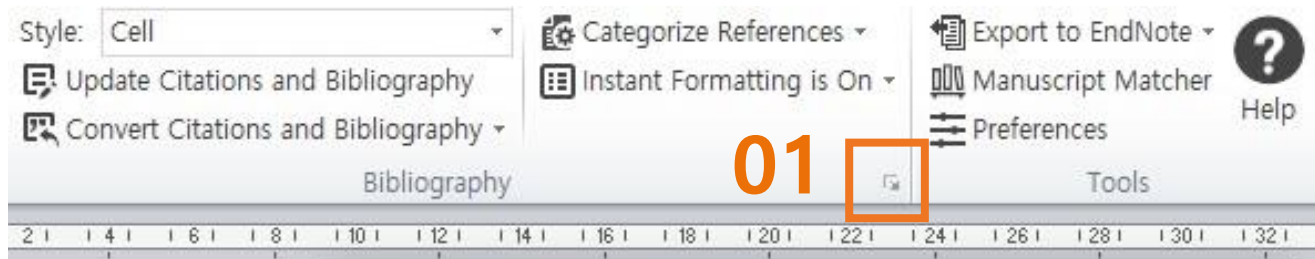
04 Remove Citation

Citation	Count	Library
Youden, 1950 #4	2	0324
Hogan, 2016 #5	1	0324
Gorno-Tempini, 20...	1	0324
DeLong, 1988 #1	2	0324
Youden, 1950 #4	2	0324
Woolley, 2011 #7	1	0324

- 본문의 수정할 인용을 마우스 커서로 클릭
- > Word menu > Edit & Manage Citation(s)
  - > 삭제할 Reference 선택 > Edit Reference 선택
  - > 역삼각형 클릭
  - > Remove Citation 클릭

# 04 Research

## EndNote 21 – Reference List Font 변경



- 01. Bibliography 우측 작은 박스 클릭
- 02. Layout Tab 클릭
- 03. Font: Times New Roman
- 04. Size : 10~12
- 05. Line spacing : Double
- 06. Hanging indent : Tab 간격 0.8~1cm
- 07. Space after : 문단 간격

공할 위치<sup>1-6</sup>

DeLong, E.R.  
two or more  
Biometrics 4  
Blockeel, H.  
Knowledge

# 04 Research

## EndNote 21 – 약어명 (Term list) 반입

01 Define Term Lists... Ctrl+4

02 Terms Lists

03 Ctrl+Alt+F

04 Import List...

05 Medical

06 14512 Journals in the Journals List:

Hint: Hold the Ctrl key to select multiple terms

01. Library → Define Term Lists
02. Lists tab → Journal 선택
03. Terms tab 에서 기존 반입된 데이터 삭제  
: Journal 전체선택(Ctrl + A) → Delete Term
04. Lists tab → Import list 클릭,  
: Medical 선택 → 14,000여 개의 약어명 새로 반입

# 04 Research

## EndNote 21 – 원고에 적합한 투고 저널 찾기

librarian1@chamc.co.kr

- Sync Status
- All References 62
- 문서1 7
- Recently Added 1
- Unfiled 2
- Trash 2
- MY GROUPS**
- Google
- PubMed
- My Groups
- MY TAGS**
- CHA
- ENT
- FM
- NR
- FIND FULL TEXT**

Search for group

Google

- Create Group
- Create Smart Group...
- Create From Groups...
- Rename Group
- Delete Group
- Share Group...
- Create Citation Report
- Manuscript Matcher**

01

02

### Find the Best Fit Journals for your Manuscript Powered By Web of Science

Enter your Manuscript Details:

03

**\*Title:**  
Type your title here

**\*Abstract:**  
Type your abstract here

\*required

01. Group 에서 오른쪽 마우스 클릭
02. Manuscript Matcher 클릭
03. 제목과 초록 입력
04. 원고에 가장 적합한 저널 확인

### Find the Best Fit Journals for your Manuscript Powered By Web of Science

6 Journal Matches

04

< Edit Manuscript Data | Expand All | Collapse All

Match Score	JCR Impact Factor Current Year   5 Year	Journal	Similar Articles
5.6 2022	6.2 5 Year	<b>INTERNATIONAL JOURNAL OF MOLECULAR SCIENCES</b>	0

**Top Keyword Rankings**

- cancer metabolism
- cancer cells
- cell metabolism
- cell metabolism focus
- cell fate regulation
- target cancer cells

JCR Category	Rank in Category	Quartile in Category
BIOCHEMISTRY & MOLECULAR BIOLOGY	66/285	Q1
CHEMISTRY, MULTIDISCIPLINARY	52/178	Q2

**Publisher:**  
ST ALBAN-ANLAGE 66, CH-4052 BASEL, SWITZERLAND  
ISSN: 1661-6596  
eISSN: 1422-0067

# 04 Research EndNote 21 – 연동 해제

01

02

Style: Cell

Update Citations and Bibliography

**Convert Citations and Bibliography**

Convert to Unformatted Citations

**Convert to Plain Text**

Convert Reference Manag

Convert Word Citations to

인용할 위치<sup>1-6</sup>

인용할 위치<sup>1-6</sup>

1,4,7

1. DeLong, E.R.

under two or

approach. Bic

2. Blockeel, H.,

1. DeLong, E.R., DeLong, D.M., and Clari

under two or more correlated receiver of

approach. Biometrics 44, 837-845

2. Blockeel, H., Kersting, K., Nijssen, S.,

**03**

논문 투고 시, EndNote 연동 해제 방법

01. Convert Citations and Bibliography

02. Convert to Plain Text

03. 확인 클릭 시, 회색 음영 제거된 문서2가 자동 생성됨

# THANK YOU

CHA BUNDANG MEDICAL CENTER LIBRARY

T. 031.780.5040

M. [chalib@chamc.co.kr](mailto:chalib@chamc.co.kr)